

ILLINOIS STATE BOARD OF EDUCATION  
School Business Services Division

Accounting Basis:

Cash  
 Accrual

SCHOOL DISTRICT BUDGET FORM \*  
July 1, 2017 - June 30, 2018

Unbalanced budget, however, a deficit reduction plan is not required at this time.

Date of Amended Budget: \_\_\_\_\_  
(MM/DD/YY)

District Name: Vandalia CUSD #203  
District RCDT No: 03-026203-026

If your FY17 AFR states that you need to do a deficit reduction plan and your FY18 budget is balanced please state the measures you took to have your budget become balanced. (Bckgrnd-Assumpt 25-26)

Budget of Vandalia CUSD #203, County of Fayette, State of Illinois, for the Fiscal Year beginning July 1, 2017 and ending June 30, 2018.

WHEREAS the Board of Education of Vandalia CUSD #203, County of Fayette, State of Illinois, caused to be prepared in tentative form a budget, and the Secretary of this Board has made the same conveniently available to public inspection for at least thirty days prior to final action thereon;

AND WHEREAS a public hearing was held as to such budget on the 19th day of September, 2017, notice of said hearing was given at least thirty days prior thereto as required by law, and all other legal requirements have been complied with;



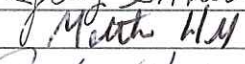
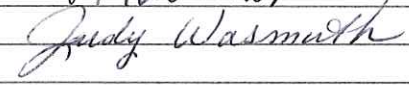
NOW, THEREFORE, Be it resolved by the Board of Education of said district as follows:  
Section 1: That the fiscal year of this school district be and the same hereby is fixed and declared to be

beginning July 1, 2017 and ending June 30, 2018.

Section 2: That the following budget containing an estimate of amounts available in each Fund, separately, and expenditures from each be and the same is hereby adopted as the budget of this school district for said fiscal year.

ADOPTION OF BUDGET

The budget shall be approved and signed below by members of the School Board. Adopted this 19th day of September, 2017 by a roll call vote of 5 Yeas, and 0 Nays, to wit:

** MEMBERS VOTING YEA:	** MEMBERS VOTING NAY:
	
	
	
	

\* Based on the 23 Illinois Administrative Code-Part 100 and inconformity with Section 17-1 of the School Code.  
\*\* Type in the members who voted "YEA" nor "NAY". Actual school board member signatures are not required for electronic submission.

- (1) A certified copy of this document must be filed with the county clerk within 30 days of adoption as required by Section 18-50 of the Property Tax Code (35 ILCS 200/18-50).
- (2) Districts are required to submit the adopted/amended budget electronically to ISBE within 30 days of adoption or by October 30, whichever comes first. Budgets are submitted to School Finance Report (SFR): <https://sec1.isbe.net/attachmgr/default.aspx>  
The electronic version does not require member signatures.

	A	B	C	D	E	F	G	H	I	J	K	L
1	<i>Begin entering data on EstRev 5-10 and EstExp 11-17 tabs.</i>		(10)	(20)	(30)	(40)	(50)	(60)	(70)	(80)	(90)	
2	Description (Enter Whole Numbers Only)	Acct #	Educational	Operations & Maintenance	Debt Service	Transportation	Municipal Retirement/ Social Security	Capital Projects	Working Cash	Tort	Fire Prevention & Safety	
3	ESTIMATED BEGINNING FUND BALANCE July 1, 2017 <sup>1</sup>		4,936,789	1,167,286	47,544	433,460	200,418	0	520,203	341,144	192,444	
4	<b>RECEIPTS/REVENUES</b>											
5	LOCAL SOURCES	1000	3,692,232	1,009,239	1,469,158	272,091	428,520	0	58,100	917,100	137,200	
6	FLOW-THROUGH RECEIPTS/REVENUES FROM ONE DISTRICT TO ANOTHER DISTRICT	2000	0	0	0	0	0	0	0	0	0	
7	STATE SOURCES	3000	6,882,842	5,000	0	405,000	10,000	0	0	0	0	
8	FEDERAL SOURCES	4000	1,276,676	0	0	0	100	0	0	0	0	
9	Total Direct Receipts/Revenues <sup>8</sup>		11,851,750	1,014,239	1,469,158	677,091	438,620	0	58,100	917,100	137,200	
10	Receipts/Revenues for "On Behalf" Payments <sup>2</sup>	3998	4,000,000									
11	Total Receipts/Revenues		15,851,750	1,014,239	1,469,158	677,091	438,620	0	58,100	917,100	137,200	
12	<b>DISBURSEMENTS/EXPENDITURES</b>											
13	INSTRUCTION	1000	8,735,518				167,320					
14	SUPPORT SERVICES	2000	3,441,187	1,378,700		708,837	378,684	0		1,159,500	322,000	
15	COMMUNITY SERVICES	3000	8,350	0		0	4,000					
16	PAYMENTS TO OTHER DISTRICTS & GOVT UNITS	4000	393,600	0	0	0	0	0		0	0	
17	DEBT SERVICES	5000	0	0	1,635,873	0	0			0	0	
18	PROVISION FOR CONTINGENCIES	6000	0	0	0	0	0	0		0	0	
19	Total Direct Disbursements/Expenditures <sup>9</sup>		12,578,655	1,378,700	1,635,873	708,837	550,004	0		1,159,500	322,000	
20	Disbursements/Expenditures for "On Behalf" Payments <sup>2</sup>	4180	4,000,000	0	0	0	0	0		0	0	
21	Total Disbursements/Expenditures		16,578,655	1,378,700	1,635,873	708,837	550,004	0		1,159,500	322,000	
22	Excess of Direct Receipts/Revenues Over (Under) Direct Disbursements/Expenditures		(726,905)	(364,461)	(166,715)	(31,746)	(111,384)	0	58,100	(242,400)	(184,800)	
23	<b>OTHER SOURCES/USES OF FUNDS</b>											
24	<b>OTHER SOURCES OF FUNDS (7000)</b>											
25	<b>PERMANENT TRANSFER FROM VARIOUS FUNDS</b>											
26	Abolishment the Working Cash Fund <sup>16</sup>	7110										
27	Abatement of the Working Cash Fund <sup>16</sup>	7110			175,000							
28	Transfer of Working Cash Fund Interest	7120										
29	Transfer Among Funds	7130										
30	Transfer of Interest	7140										
31	Transfer from Capital Projects Fund to O&M Fund	7150		0								
32	Transfer of Excess Fire Prev & Safety Tax & Interest <sup>3</sup> Proceeds to O&M Fund	7160		0								
33	Transfer of Excess Accumulated Fire Prev & Safety Bond and Int <sup>3a</sup> Proceeds to Debt Service Fund	7170			0							
34	<b>SALE OF BONDS (7200)</b>											
35	Principal on Bonds Sold <sup>4</sup>	7210									226,800	
36	Premium on Bonds Sold	7220									6,434	
37	Accrued Interest on Bonds Sold	7230										
38	Sale or Compensation for Fixed Assets <sup>5</sup>	7300										
39	Transfer to Debt Service to Pay Principal on Capital Leases	7400			0							
40	Transfer to Debt Service Fund to Pay Interest on Capital Leases	7500			0							
41	Transfer to Debt Service Fund to Pay Principal on Revenue Bonds	7600			0							
42	Transfer to Debt Service Fund to Pay Interest on Revenue Bonds	7700			0							
43	Transfer to Capital Projects Fund	7800						0				
44	ISBE Loan Proceeds	7900										
45	Other Sources Not Classified Elsewhere	7990										
46	Total Other Sources of Funds <sup>8</sup>		0	0	175,000	0	0	0	0	0	233,234	

	A	B	C	D	E	F	G	H	I	J	K	L
1	<i>Begin entering data on EstRev 5-10 and EstExp 11-17 tabs.</i>		(10)	(20)	(30)	(40)	(50)	(60)	(70)	(80)	(90)	
2	Description (Enter Whole Numbers Only)	Acct #	Educational	Operations & Maintenance	Debt Service	Transportation	Municipal Retirement/ Social Security	Capital Projects	Working Cash	Tort	Fire Prevention & Safety	
47	<b>OTHER USES OF FUNDS (8000)</b>											
49	<b>TRANSFER TO VARIOUS OTHER FUNDS (8100)</b>											
50	Abolishment or Abatement of the Working Cash Fund <sup>16</sup>	8110							175,000			
51	Transfer of Working Cash Fund Interest	8120							0			
52	Transfer Among Funds	8130										
53	Transfer of Interest <sup>6</sup>	8140										
54	Transfer from Capital Projects Fund to O&M Fund	8150										
55	Transfer of Excess Fire Prev & Safety Tax & Interest <sup>3</sup> Proceeds to O&M Fund	8160										
56	Transfer of Excess Accumulated Fire Prev & Safety Bond <sup>3a</sup> and Int Proceeds to Debt Service Fund	8170										
57	Taxes Pledged to Pay Principal on Capital Leases	8410										
58	Grants/Reimbursements Pledged to Pay Principal on Capital Leases	8420										
59	Other Revenues Pledged to Pay Principal on Capital Leases	8430										
60	Fund Balance Transfers Pledged to Pay Principal on Capital Leases	8440										
61	Taxes Pledged to Pay Interest on Capital Leases	8510										
62	Grants/Reimbursements Pledged to Pay Interest on Capital Leases	8520										
63	Other Revenues Pledged to Pay Interest on Capital Leases	8530										
64	Fund Balance Transfers Pledged to Pay Interest on Capital Leases	8540										
65	Taxes Pledged to Pay Principal on Revenue Bonds	8610										
66	Grants/Reimbursements Pledged to Pay Principal on Revenue Bonds	8620										
67	Other Revenues Pledged to Pay Principal on Revenue Bonds	8630										
68	Fund Balance Transfers Pledged to Pay Principal on Revenue Bonds	8640										
69	Taxes Pledged to Pay Interest on Revenue Bonds	8710										
70	Grants/Reimbursements Pledged to Pay Interest on Revenue Bonds	8720										
71	Other Revenues Pledged to Pay Interest on Revenue Bonds	8730										
72	Fund Balance Transfers Pledged to Pay Interest on Revenue Bonds	8740										
73	Taxes Transferred to Pay for Capital Projects	8810										
74	Grants/Reimbursements Pledged to Pay for Capital Projects	8820										
75	Other Revenues Pledged to Pay for Capital Projects	8830										
76	Fund Balance Transfers Pledged to Pay for Capital Projects	8840										
77	Transfer to Debt Service Fund to Pay Principal on ISBE Loans	8910										
78	Other Uses Not Classified Elsewhere	8990										
79	<b>Total Other Uses of Funds <sup>9</sup></b>		0	0	0	0	0	0	175,000	0	0	
80	<b>Total Other Sources/Uses of Fund</b>		0	0	175,000	0	0	0	(175,000)	0	233,234	
81	<b>ESTIMATED ENDING FUND BALANCE June 30, 2018</b>		4,209,884	802,825	55,829	401,714	89,034	0	403,303	98,744	240,878	

82	<b>SUMMARY OF EXPENDITURES (by Major Object)</b>											
83			(10)	(20)	(30)	(40)	(50)	(60)	(70)	(80)	(90)	
84	Description	Acct #	Educational	Operations & Maintenance	Debt Service	Transportation	Municipal Retirement/ Social Security	Capital Projects	Working Cash	Tort	Fire Prevention & Safety	Total By Object
85	<b>Object Name</b>											
87	Salaries	100	8,693,138	0		421,907		0		400,000	2,000	9,517,045
88	Employee Benefits	200	1,648,263	0		11,430	550,004	0		0	0	2,209,697
89	Purchased Services	300	268,247	245,100	0	127,500		0		399,000	25,000	1,064,847
90	Supplies & Materials	400	967,857	488,600		123,000		0		16,500	20,000	1,615,957
91	Capital Outlay	500	42,000	645,000		25,000		0		219,000	275,000	1,206,000
92	Other Objects	600	959,150	0	1,635,873	0	0	0		125,000	0	2,720,023
93	Non-Capitalized Equipment	700	0	0		0		0		0	0	0
94	Termination Benefits	800	0	0		0						0
95	<b>Total Expenditures</b>		12,578,655	1,378,700	1,635,873	708,837	550,004	0		1,159,500	322,000	18,333,569

## SUMMARY OF CASH TRANSACTIONS

1	A	B	C	D	E	F	G	H	I	J	K
2	Description (Enter Whole Numbers Only)	Acct #	(10) Educational	(20) Operations & Maintenance	(30) Debt Service	(40) Transportation	(50) Municipal Retirement/ Social Security	(60) Capital Projects	(70) Working Cash	(80) Tort	(90) Fire Prevention & Safety
3	<b>BEGINNING CASH BALANCE ON HAND July 1, 2017</b> <sup>7</sup>		4,936,789	1,167,286	47,544	433,460	200,418		520,203	341,144	192,444
4	<b>Total Direct Receipts &amp; Other Sources</b> <sup>8</sup>		11,851,750	1,014,239	1,644,158	677,091	438,620	0	58,100	917,100	370,434
5	<b>OTHER RECEIPTS</b>										
6	Interfund Loans Payable (Loans from Other Funds)	411									
7	Interfund Loans Receivable (Repayment of Loans)	141									
8	Notes and Warrants Payable	433									
9	Other Current Assets	199									
10	<b>Total Other Receipts</b>		0	0	0	0	0	0	0	0	0
11	<b>Total Direct Receipts, Other Sources, &amp; Other Receipts</b>		11,851,750	1,014,239	1,644,158	677,091	438,620	0	58,100	917,100	370,434
12	<b>Total Amount Available</b>		16,788,539	2,181,525	1,691,702	1,110,551	639,038	0	578,303	1,258,244	562,878
13	<b>Total Direct Disbursements &amp; Other Uses</b> <sup>9</sup>		12,578,655	1,378,700	1,635,873	708,837	550,004	0	175,000	1,159,500	322,000
14	<b>OTHER DISBURSEMENTS</b>										
15	Interfund Loans Receivable (Loans to Other Funds) <sup>10</sup>	141									
16	Interfund Loans Payable (Repayment of Loans)	411									
17	Notes and Warrants Payable	433									
18	Other Current Liabilities	499									
19	<b>Total Other Disbursements</b>		0	0	0	0	0	0	0	0	0
20	<b>Total Direct Disbursements, Other Uses, &amp; Other Disbursements</b>		12,578,655	1,378,700	1,635,873	708,837	550,004	0	175,000	1,159,500	322,000
21	<b>ENDING CASH BALANCE ON HAND June 30, 2018</b> <sup>7</sup>		4,209,884	802,825	55,829	401,714	89,034	0	403,303	98,744	240,878

ESTIMATED RECEIPTS/REVENUES

	A	B	C	D	E	F	G	H	I	J	K
1			(10)	(20)	(30)	(40)	(50)	(60)	(70)	(80)	(90)
2	Description (Enter Whole Numbers Only)	Acct #	Educational	Operations & Maintenance	Debt Service	Transportation	Municipal Retirement/ Social Security	Capital Projects	Working Cash	Tort	Fire Prevention & Safety
3	<b>RECEIPTS/REVENUES FROM LOCAL SOURCES (1000)</b>										
4	<b>AD VALOREM TAXES LEVIED BY LOCAL EDUCATION AGENCY</b>	<b>1100</b>									
5	Designated Purposes Levies <sup>11</sup>	-	2,078,664	564,854	1,464,858	225,941	200,000	0	56,480	899,900	56,400
6	Leasing Purposes Levy <sup>12</sup>	1130	0	56,485							
7	Special Education Purposes Levy	1140	45,188	0		0	0	0			
8	FICA and Medicare Only Levies	1150					200,000				
9	Area Vocational Construction Purposes Levy	1160		0	0			0			
10	Summer School Purposes Levy	1170	0								
11	Other Tax Levies (Describe & Itemize)	1190	0	0	0	0	0	0	0	0	0
12	<b>Total Ad Valorem Taxes Levied by District</b>		<b>2,123,852</b>	<b>621,339</b>	<b>1,464,858</b>	<b>225,941</b>	<b>400,000</b>	<b>0</b>	<b>56,480</b>	<b>899,900</b>	<b>56,400</b>
13	<b>PAYMENTS IN LIEU OF TAXES</b>	<b>1200</b>									
14	Mobile Home Privilege Tax	1210	4,500	1,300	3,500	450	1,120	0	120	1,400	100
15	Payments from Local Housing Authority	1220	0	0	0	0	0	0	0	0	0
16	Corporate Personal Property Replacement Taxes <sup>13</sup>	1230	181,815	0	0	15,300	21,900	0	0	0	0
17	Other Payments in Lieu of Taxes (Describe & Itemize)	1290	0	0	0	0	0	0	0	0	0
18	<b>Total Payments in Lieu of Taxes</b>		<b>186,315</b>	<b>1,300</b>	<b>3,500</b>	<b>15,750</b>	<b>23,020</b>	<b>0</b>	<b>120</b>	<b>1,400</b>	<b>100</b>
19	<b>TUITION</b>	<b>1300</b>									
20	Regular Tuition from Pupils or Parents (In State)	1311	500								
21	Regular Tuition from Other Districts (In State)	1312	0								
22	Regular Tuition from Other Sources (In State)	1313	0								
23	Regular Tuition from Other Sources (Out of State)	1314	0								
24	Summer School Tuition from Pupils or Parents (In State)	1321	0								
25	Summer School Tuition from Other Districts (In State)	1322	0								
26	Summer School Tuition from Other Sources (In State)	1323	0								
27	Summer School Tuition from Other Sources (Out of State)	1324	0								
28	CTE Tuition from Pupils or Parents (In State)	1331	0								
29	CTE Tuition from Other Districts (In State)	1332	0								
30	CTE Tuition from Other Sources (In State)	1333	0								
31	CTE Tuition from Other Sources (Out of State)	1334	0								
32	Special Education Tuition from Pupils or Parents (In State)	1341	0								
33	Special Education Tuition from Other Districts (In State)	1342	190,000								
34	Special Education Tuition from Other Sources (In State)	1343	0								
35	Special Education Tuition from Other Sources (Out of State)	1344	0								
36	Adult Tuition from Pupils or Parents (In State)	1351	0								
37	Adult Tuition from Other Districts (In State)	1352	0								
38	Adult Tuition from Other Sources (In State)	1353	0								
39	Adult Tuition from Other Sources (Out of State)	1354	0								
40	<b>Total Tuition</b>		<b>190,500</b>								
41	<b>TRANSPORTATION FEES</b>	<b>1400</b>									
42	Regular Transportation Fees from Pupils or Parents (In State)	1411				0					
43	Regular Transportation Fees from Other Districts (In State)	1412				0					
44	Regular Transportation Fees from Other Sources (In State)	1413				0					
45	Regular Transportation Fees from Co-curricular Activities (In State)	1415				0					
46	Regular Transportation Fees from Other Sources (Out of State)	1416				0					
47	Summer School Transportation Fees from Pupils or Parents (In State)	1421				0					
48	Summer School Transportation Fees from Other Districts (In State)	1422				0					
49	Summer School Transportation Fees from Other Sources (In State)	1423				0					
50	Summer School Transportation Fees from Other Sources (Out of State)	1424				0					
51	CTE Transportation Fees from Pupils or Parents (In State)	1431				0					
52	CTE Transportation Fees from Other Districts (In State)	1432				0					
53	CTE Transportation Fees from Other Sources (In State)	1433				0					

ESTIMATED RECEIPTS/REVENUES

1	A	B	C	D	E	F	G	H	I	J	K
2	Description (Enter Whole Numbers Only)	Acct #	(10) Educational	(20) Operations & Maintenance	(30) Debt Service	(40) Transportation	(50) Municipal Retirement/ Social Security	(60) Capital Projects	(70) Working Cash	(80) Tort	(90) Fire Prevention & Safety
54	CTE Transportation Fees from Other Sources (Out of State)	1434				0					
55	Special Education Transportation Fees from Pupils or Parents (In State)	1441				0					
56	Special Education Transportation Fees from Other Districts (In State)	1442				30,000					
57	Special Education Transportation Fees from Other Sources (In State)	1443				0					
58	Special Education Transportation Fees from Other Sources (Out of State)	1444				0					
59	Adult Transportation Fees from Pupils or Parents (In State)	1451				0					
60	Adult Transportation Fees from Other Districts (In State)	1452				0					
61	Adult Transportation Fees from Other Sources (In State)	1453				0					
62	Adult Transportation Fees from Other Sources (Out of State)	1454				0					
63	<b>Total Transportation Fees</b>					30,000					
64	<b>EARNINGS ON INVESTMENTS</b>	<b>1500</b>									
65	Interest on Investments	1510	8,000	1,600	800	400	500	0	1,500	800	700
66	Gain or Loss on Sale of Investments	1520	0	0	0	0	0	0	0	0	0
67	<b>Total Earnings on Investments</b>		8,000	1,600	800	400	500	0	1,500	800	700
68	<b>FOOD SERVICE</b>	<b>1600</b>									
69	Sales to Pupils - Lunch	1611	192,000								
70	Sales to Pupils - Breakfast	1612	22,000								
71	Sales to Pupils - A la Carte	1613	0								
72	Sales to Pupils - Other (Describe & Itemize)	1614	0								
73	Sales to Adults	1620	17,000								
74	Other Food Service (Describe & Itemize)	1690	17,000								
75	<b>Total Food Service</b>		248,000								
76	<b>DISTRICT/SCHOOL ACTIVITY INCOME</b>	<b>1700</b>									
77	Admissions - Athletic	1711	107,500	0							
78	Admissions - Other	1719	0	0							
79	Fees	1720	75,165	0							
80	Book Store Sales	1730	0	0							
81	Other District/School Activity Revenue (Describe & Itemize)	1790	0	0							
82	<b>Total District/School Activity Income</b>		182,665	0							
83	<b>TEXTBOOK INCOME</b>	<b>1800</b>									
84	Rentals - Regular Textbooks	1811	54,900								
85	Rentals - Summer School Textbooks	1812	0								
86	Rentals - Adult/Continuing Education Textbooks	1813	0								
87	Rentals - Other (Describe)	1819	0								
88	Sales - Regular Textbooks	1821	0								
89	Sales - Summer School Textbooks	1822	0								
90	Sales - Adult/Continuing Education Textbooks	1823	0								
91	Sales - Other (Describe & Itemize)	1829	0								
92	Other (Describe & Itemize)	1890	0								
93	<b>Total Textbooks</b>		54,900								
94	<b>OTHER REVENUE FROM LOCAL SOURCES</b>	<b>1900</b>									
95	Rentals	1910	0	200,000							
96	Contributions and Donations from Private Sources	1920	15,000	0	0	0	0	0	0	0	0
97	Impact Fees from Municipal or County Governments	1930	0	0	0	0	0	0	0	0	0
98	Services Provided Other Districts	1940	670,000	0							
99	Refund of Prior Years' Expenditures	1950	4,000	0	0	0	0	0		0	0
100	Payments of Surplus Moneys from TIF Districts	1960	0	0	0	0	0	0	0	0	80,000
101	Drivers' Education Fees	1970	1,000								
102	Proceeds from Vendors' Contracts	1980	0	0	0	0	0	0	0	0	0
103	School Facility Occupation Tax Proceeds	1983	0	0	0	0	0	0	0	0	0
104	Payment from Other Districts	1991	0	0	0	0	0	0			

ESTIMATED RECEIPTS/REVENUES

1	A	B	C	D	E	F	G	H	I	J	K
2	Description (Enter Whole Numbers Only)	Acct #	(10) Educational	(20) Operations & Maintenance	(30) Debt Service	(40) Transportation	(50) Municipal Retirement/ Social Security	(60) Capital Projects	(70) Working Cash	(80) Tort	(90) Fire Prevention & Safety
105	Sale of Vocational Projects	1992	0								
106	Other Local Fees (Describe & Itemize)	1993	0	5,000	0	0	0	0		0	0
107	Other Local Revenues (Describe & Itemize)	1999	8,000	180,000	0	0	5,000	0	0	15,000	0
108	<b>Total Other Revenue from Local Sources</b>		698,000	385,000	0	0	5,000	0	0	15,000	80,000
109	<b>Total Receipts/Revenues from Local Sources</b>	<b>1000</b>	3,692,232	1,009,239	1,469,158	272,091	428,520	0	58,100	917,100	137,200
110	<b>FLOW-THROUGH RECEIPTS/REVENUES FROM ONE DISTRICT TO ANOTHER DISTRICT (2000)</b>										
111	Flow-Through Revenue from State Sources	2100	0	0		0	0				
112	Flow-Through Revenue from Federal Sources	2200	0	0		0	0				
113	Other Flow-Through Revenue (Describe & Itemize)	2300	0	0		0	0				
114	<b>Total Flow-Through Receipts/Revenues From One District to Another District</b>	<b>2000</b>	0	0		0	0				
115	<b>RECEIPTS/REVENUES FROM STATE SOURCES (3000)</b>										
116	<b>UNRESTRICTED GRANTS-IN-AID (3001-3099)</b>										
117	General State Aid (Section 18-8.05)	3001	6,243,833	0	0	0	0	0		0	0
118	General State Aid Hold Harmless/Supplemental	3002	0	0	0	0	0	0		0	0
119	Reorganization Incentives (Accounts 3005-3021)	3005	0	0	0	0	0	0		0	0
120	Other Unrestricted Grants-In-Aid From State Sources (Describe & Itemize)	3099	0	0	0	0	0	0		0	0
121	<b>Total Unrestricted Grants-In-Aid</b>		6,243,833	0	0	0	0	0		0	0
122	<b>RESTRICTED GRANTS-IN-AID (3100-3900)</b>										
123	<b>SPECIAL EDUCATION</b>										
124	Special Education - Private Facility Tuition	3100	249,000			0					
125	Special Education - Funding for Children Requiring Sp Ed Services	3105	101,374			0					
126	Special Education - Personnel	3110	104,808	0		0					
127	Special Education - Orphanage - Individual	3120	11,300			0					
128	Special Education - Orphanage - Summer Individual	3130	0			0					
129	Special Education - Summer School	3145	1,541			0					
130	Special Education - Other (Describe & Itemize)	3199	0	0		0					
131	<b>Total Special Education</b>		468,023	0		0					
132	<b>CAREER AND TECHNICAL EDUCATION (CTE)</b>										
133	CTE - Technical Education - Tech Prep	3200	0	0			0				
134	CTE - Secondary Program Improvement (CTEI)	3220	0	0			0				
135	CTE - WECEP	3225	0	0			0				
136	CTE - Agriculture Education	3235	2,000	0			0				
137	CTE - Instructor Practicum	3240	0	0			0				
138	CTE - Student Organizations	3270	0	0			0				
139	CTE - Other (Describe & Itemize)	3299	0	0			0				
140	<b>Total Career and Technical Education</b>		2,000	0			0				
141	<b>BILINGUAL EDUCATION</b>										
142	Bilingual Education - Downstate - TPI and TBE	3305	0				0				
143	Bilingual Education - Downstate - Transitional Bilingual Education	3310	0				0				
144	<b>Total Bilingual Education</b>		0				0				
145	State Free Lunch & Breakfast	3360	4,486								
146	School Breakfast Initiative	3365	0	0			0				
147	Driver Education	3370	19,500	0							
148	Adult Education (from ICCB)	3410	0	0	0	0	0	0	0	0	0
149	Adult Education - Other (Describe & Itemize)	3499	0	0	0	0	0	0	0	0	0
150	<b>TRANSPORTATION</b>										
151	Transportation - Regular and Vocational	3500	0	0		244,000	0				
152	Transportation - Special Education	3510	0	0		161,000	0				
153	Transportation - Other (Describe & Itemize)	3599	0	0		0	0				

1	A	B	C	D	E	F	G	H	I	J	K
2	Description (Enter Whole Numbers Only)	Acct #	(10) Educational	(20) Operations & Maintenance	(30) Debt Service	(40) Transportation	(50) Municipal Retirement/ Social Security	(60) Capital Projects	(70) Working Cash	(80) Tort	(90) Fire Prevention & Safety
154	<b>Total Transportation</b>		0	0		405,000	0				
155	Learning Improvement - Change Grants	3610	0								
156	Scientific Literacy	3660	0	0		0	0				
157	Truant Alternative/Optional Education	3695	0			0	0				
158	Early Childhood - Block Grant	3705	145,000	5,000		0	10,000				
159	Reading Improvement Block Grant	3715	0			0	0				
160	Reading Improvement Block Grant - Reading Recovery	3720	0			0	0				
161	Continued Reading Improvement Block Grant	3725	0			0	0				
162	Continued Reading Improvement Block Grant (2% Set Aside)	3726	0			0	0				
163	Chicago General Education Block Grant	3766	0	0		0	0				
164	Chicago Educational Services Block Grant	3767	0	0		0	0				
165	School Safety & Educational Improvement Block Grant	3775	0	0	0	0	0	0			0
166	Technology - Technology for Success	3780	0	0	0	0	0	0			0
167	State Charter Schools	3815	0			0					
168	Extended Learning Opportunities - Summer Bridges	3825	0			0					
169	Infrastructure Improvements - Planning/Construction	3920		0				0			
170	School Infrastructure - Maintenance Projects	3925		0							0
171	Other Restricted Revenue from State Sources (Describe & Itemize)	3999	0	0	0	0	0	0	0	0	0
172	<b>Total Restricted Grants-In-Aid</b>		639,009	5,000	0	405,000	10,000	0	0	0	0
173	<b>Total Receipts/Revenues from State Sources</b>	<b>3000</b>	6,882,842	5,000	0	405,000	10,000	0	0	0	0
174	<b>RECEIPTS/REVENUES FROM FEDERAL SOURCES (4000)</b>										
175	<b>UNRESTRICTED GRANTS-IN-AID RECEIVED DIRECTLY</b>										
176	Federal Impact Aid	4001	0	0	0	0	0	0	0	0	0
177	Other Unrestricted Grants-In-Aid Received Directly from the Federal Govt. (Describe & Itemize)	4009	0	0	0	0	0	0	0	0	0
178	<b>Total Unrestricted Grants-In-Aid Received Directly from Fed Govt</b>		0	0	0	0	0	0	0	0	0
179	<b>RESTRICTED GRANTS-IN-AID RECEIVED DIRECTLY FROM FEDERAL</b>										
180	Head Start	4045	0								
181	Construction (Impact Aid)	4050	0	0				0			
182	MAGNET	4060	0	0		0	0	0			
183	Other Restricted Grants-In-Aid Received Directly from Federal Govt. (Describe & Itemize)	4090	0	0		0	0	0			0
184	<b>Total Restricted Grants-In-Aid Received Directly from Federal Govt.</b>		0	0		0	0	0			0
185	<b>RESTRICTED GRANTS-IN-AID RECEIVED FROM FEDERAL</b>										
186	<b>TITLE VI</b>										
187	Title VI - Innovation and Flexibility Formula	4100	30,000	0		0	0				
188	Title VI - SEA Projects	4105	0	0		0	0				
189	Title VI - Rural Education Initiative (REI)	4107	0	0		0	0				
190	Title VI - Other (Describe & Itemize)	4199	0	0		0	0				
191	<b>Total Title VI</b>		30,000	0		0	0				
192	<b>FOOD SERVICE</b>										
193	Breakfast Start-Up Expansion	4200	0				0				
194	National School Lunch Program	4210	297,000				0				
195	Special Milk Program	4215	1,800				0				
196	School Breakfast Program	4220	81,400				0				
197	Summer Food Service Admin/Program	4225	0				0				
198	Child and Adult Care Food Program	4226	0				0				
199	Fresh Fruit and Vegetables	4240	0				0				
200	Food Service - Other (Describe & Itemize)	4299	0				0				
201	<b>Total Food Service</b>		380,200				0				



ESTIMATED RECEIPTS/REVENUES

1	A	B	C	D	E	F	G	H	I	J	K
2	Description (Enter Whole Numbers Only)	Acct #	(10) Educational	(20) Operations & Maintenance	(30) Debt Service	(40) Transportation	(50) Municipal Retirement/ Social Security	(60) Capital Projects	(70) Working Cash	(80) Tort	(90) Fire Prevention & Safety
202	<b>TITLE I</b>										
203	Title I - Low Income	4300	523,000	0		0	100				
204	Title I - Low Income - Neglected, Private	4305	0	0		0	0				
205	Title I - Comprehensive School Reform	4332	0	0		0	0				
206	Title I - Reading First	4334	0	0		0	0				
207	Title I - Even Start	4335	0	0		0	0				
208	Title I - Reading First SEA Funds	4337	0	0		0	0				
209	Title I - Migrant Education	4340	0	0		0	0				
210	Title I - Other (Describe & Itemize)	4399	0	0		0	0				
211	<b>Total Title I</b>		523,000	0		0	100				
212	<b>TITLE IV</b>										
213	Title IV - Safe & Drug Free Schools - Formula	4400	0	0		0	0				
214	Title IV - 21st Century Comm Learning Centers	4421	0	0		0	0				
215	Title IV - Other (Describe & Itemize)	4499	0	0		0	0				
216	<b>Total Title IV</b>		0	0		0	0				
217	<b>FEDERAL - SPECIAL EDUCATION</b>										
218	Federal Special Education - Preschool Flow-Through	4600	0	0		0	0				
219	Federal Special Education - Preschool Discretionary	4605	0	0		0	0				
220	Federal Special Education - IDEA Flow Through	4620	210,000	0		0	0				
221	Federal Special Education - IDEA Room & Board	4625	0	0		0	0				
222	Federal Special Education - IDEA Discretionary	4630	0	0		0	0				
223	Federal Special Education - IDEA - Other (Describe & Itemize)	4699	0	0		0	0				
224	<b>Total Federal Special Education</b>		210,000	0		0	0				
225	<b>CTE - PERKINS</b>										
226	CTE - Perkins-Title IIIIE Tech Prep	4770	0	0			0				
227	CTE - Other (Describe & Itemize)	4799	0	0			0				
228	<b>Total CTE - Perkins</b>		0	0			0				
229	Federal - Adult Education	4810	0	0			0				
230	ARRA - General State Aid - Education Stabilization	4850	0	0	0	0	0	0		0	0
231	ARRA - Title I - Low Income	4851	0	0		0	0				
232	ARRA - Title I - Neglected, Private	4852	0	0	0	0	0	0		0	0
233	ARRA - Title I - Delinquent, Private	4853	0	0	0	0	0	0		0	0
234	ARRA - Title I - School Improvement (Part A)	4854	0	0	0	0	0	0		0	0
235	ARRA - Title I - School Improvement (Section 1003g)	4855	0	0	0	0	0	0		0	0
236	ARRA - IDEA - Part B - Preschool	4856	0	0	0	0	0	0		0	0
237	ARRA - IDEA - Part B - Flow-Through	4857	0	0	0	0	0	0		0	0
238	ARRA - Title IID - Technology - Formula	4860	0	0	0	0	0	0		0	0
239	ARRA - Title IID - Technology - Competitive	4861	0	0	0	0	0	0		0	0
240	ARRA - McKinney - Vento Homeless Education	4862	0	0		0	0				
241	ARRA - Child Nutrition Equipment Assistance	4863	0	0							
242	Impact Aid Formula Grants	4864	0	0	0	0	0	0		0	0
243	Impact Aid Competitive Grants	4865	0	0	0	0	0	0		0	0
244	Qualified Zone Academy Bond Tax Credits	4866	0	0	0	0	0	0		0	0
245	Qualified School Construction Bond Credits	4867	0	0	0	0	0	0		0	0
246	Build America Bond Tax Credits	4868	0	0	0	0	0	0		0	0
247	Build America Bond Interest Reimbursement	4869	0	0	0	0	0	0		0	0
248	ARRA - General State Aid - Other Government Services Stabilization	4870	0	0	0	0	0	0		0	0
249	Other ARRA Funds - II	4871	0	0	0	0	0	0		0	0
250	Other ARRA Funds - III	4872	0	0	0	0	0	0		0	0
251	Other ARRA Funds - IV	4873	0	0	0	0	0	0		0	0
252	Other ARRA Funds - V	4874	0	0	0	0	0	0		0	0
253	ARRA - Early Childhood	4875	0	0	0	0	0	0		0	0
254	Other ARRA Funds - VII	4876	0	0	0	0	0	0		0	0

ESTIMATED RECEIPTS/REVENUES

1	A	B	C	D	E	F	G	H	I	J	K
2	Description (Enter Whole Numbers Only)	Acct #	(10) Educational	(20) Operations & Maintenance	(30) Debt Service	(40) Transportation	(50) Municipal Retirement/ Social Security	(60) Capital Projects	(70) Working Cash	(80) Tort	(90) Fire Prevention & Safety
255	Other ARRA Funds - VIII	4877	0	0	0	0	0	0		0	0
256	Other ARRA Funds - IX	4878	0	0	0	0	0	0		0	0
257	Other ARRA Funds - X	4879	0	0	0	0	0	0		0	0
258	Other ARRA Funds - Ed Job Fund Program	4880	0	0	0	0	0	0		0	0
259	<b>Total Stimulus Programs</b>		0	0	0	0	0	0		0	0
260	Race to the Top Program	4901	0								
261	Race to the Top - Preschool Expansion Grant	4902	0	0			0				
262	Advanced Placement Fee/International Baccalaureate	4904	0	0		0	0				
263	Title III - Immigrant Education Program (IEP)	4905	0			0	0				
264	Title III - Language Inst Program - Limited English (LIPLP)	4909	0			0	0				
265	Learn & Serve America	4910	0			0	0				
266	McKinney Education for Homeless Children	4920	0	0		0	0				
267	Title II - Eisenhower - Professional Development Formula	4930	0	0		0	0				
268	Title II - Teacher Quality	4932	61,976	0		0	0				
269	Federal Charter Schools	4960	0	0		0	0				
270	Medicaid Matching Funds - Administrative Outreach	4991	0	0		0	0				
271	Medicaid Matching Funds - Fee-For-Service Program	4992	0	0		0	0				
272	Other Restricted Grants Received from Federal Government through State (Describe & Itemize)	4999	71,500	0		0	0	0			0
273	<b>Total Restricted Grants-In-Aid Received from Federal Govt. Thru the State</b>		1,276,676	0	0	0	100	0		0	0
274	<b>TOTAL RECEIPTS/REVENUES FROM FEDERAL SOURCES</b>	<b>4000</b>	<b>1,276,676</b>	<b>0</b>	<b>0</b>	<b>0</b>	<b>100</b>	<b>0</b>	<b>0</b>	<b>0</b>	<b>0</b>
275	<b>TOTAL DIRECT RECEIPTS/REVENUES</b>		<b>11,851,750</b>	<b>1,014,239</b>	<b>1,469,158</b>	<b>677,091</b>	<b>438,620</b>	<b>0</b>	<b>58,100</b>	<b>917,100</b>	<b>137,200</b>

ESTIMATED DISBURSEMENTS/EXPENDITURES

	A	B	C	D	E	F	G	H	I	J	K
			(100)	(200)	(300)	(400)	(500)	(600)	(700)	(800)	(900)
1	Description (Enter Whole Numbers Only)	Funct #	Salaries	Employee Benefits	Purchased Services	Supplies & Materials	Capital Outlay	Other Objects	Non-Capitalized Equipment	Termination Benefits	Total
2											
3	<b>10 - EDUCATIONAL FUND (ED)</b>										
4	<b>INSTRUCTION (ED)</b>	<b>1000</b>									
5	Regular Programs	1100	3,838,488	780,139	5,500	182,096	3,000	0	0	0	4,809,223
6	Tuition Payment to Charter Schools	1115									0
7	Pre-K Programs	1125	133,856	23,276	0	500	0	0	0	0	157,632
8	Special Education Programs (Functions 1200 - 1220)	1200	1,001,370	145,944	6,090	7,210	8,000	0	0	0	1,168,614
9	Special Education Programs Pre-K	1225	0	0	0	0	0	0	0	0	0
10	Remedial and Supplemental Programs K-12	1250	390,203	87,176	0	113,179	0	0	0	0	590,558
11	Remedial and Supplemental Programs Pre-K	1275	0	0	0	0	0	0	0	0	0
12	Adult/Continuing Education Programs	1300	0	0	0	0	0	0	0	0	0
13	CTE Programs	1400	709,623	168,446	0	17,430	6,500	0	0	0	901,999
14	Interscholastic Programs	1500	353,068	62,133	78,080	9,137	0	5,500	0	0	507,918
15	Summer School Programs	1600	0	0	0	0	0	0	0	0	0
16	Gifted Programs	1650	0	0	0	0	0	0	0	0	0
17	Driver's Education Programs	1700	35,000	7,574	2,000	3,000	2,000	0	0	0	49,574
18	Bilingual Programs	1800	0	0	0	0	0	0	0	0	0
19	Truant Alternative & Optional Programs	1900	0	0	0	0	0	0	0	0	0
20	Pre-K Programs - Private Tuition	1910									0
21	Regular K-12 Programs Private Tuition	1911									0
22	Special Education Programs K-12 Private Tuition	1912						550,000			550,000
23	Special Education Programs Pre-K Tuition	1913						0			0
24	Remedial/Supplemental Programs K-12 Private Tuition	1914						0			0
25	Remedial/Supplemental Programs Pre-K Private Tuition	1915						0			0
26	Adult/Continuing Education Programs Private Tuition	1916						0			0
27	CTE Programs Private Tuition	1917						0			0
28	Interscholastic Programs Private Tuition	1918						0			0
29	Summer School Programs Private Tuition	1919						0			0
30	Gifted Programs Private Tuition	1920						0			0
31	Bilingual Programs Private Tuition	1921						0			0
32	Truants Alternative/Opt Ed Programs Private Tuition	1922						0			0
33	<b>Total Instruction<sup>14</sup></b>	<b>1000</b>	<b>6,461,608</b>	<b>1,274,688</b>	<b>91,670</b>	<b>332,552</b>	<b>19,500</b>	<b>555,500</b>	<b>0</b>	<b>0</b>	<b>8,735,518</b>
34	<b>SUPPORT SERVICES (ED)</b>	<b>2000</b>									
35	<b>Support Services - Pupil</b>										
36	Attendance & Social Work Services	2110	80,677	10,442	0	0	0	0	0	0	91,119
37	Guidance Services	2120	168,068	38,570	0	300	0	0	0	0	206,938
38	Health Services	2130	61,434	11,424	4,000	4,000	0	0	0	0	80,858
39	Psychological Services	2140	0	0	0	0	0	0	0	0	0
40	Speech Pathology & Audiology Services	2150	203,235	36,045	0	405	0	0	0	0	239,685
41	Other Support Services - Pupils (Describe & Itemize)	2190	0	0	0	0	0	0	0	0	0
42	<b>Total Support Services - Pupil</b>	<b>2100</b>	<b>513,414</b>	<b>96,481</b>	<b>4,000</b>	<b>4,705</b>	<b>0</b>	<b>0</b>	<b>0</b>	<b>0</b>	<b>618,600</b>
43	<b>Support Services - Instructional Staff</b>										
44	Improvement of Instruction Services	2210	0	0	57,177	0	0	0	0	0	57,177
45	Educational Media Services	2220	86,889	8,568	3,500	83,100	20,000	0	0	0	202,057
46	Assessment & Testing	2230	0	0	51,500	0	0	0	0	0	51,500
47	<b>Total Support Services - Instructional Staff</b>	<b>2200</b>	<b>86,889</b>	<b>8,568</b>	<b>112,177</b>	<b>83,100</b>	<b>20,000</b>	<b>0</b>	<b>0</b>	<b>0</b>	<b>310,734</b>
48	<b>Support Services - General Administration</b>										
49	Board of Education Services	2310	18,500	0	39,500	7,500	0	6,000	0	0	71,500
50	Executive Administration Services	2320	152,842	33,531	0	2,500	0	1,500	0	0	190,373
51	Special Area Administration Services	2330	71,970	15,347	0	0	0	0	0	0	87,317
52	Tort Immunity Services	2360 - 2370	0	0	0	0	0	0	0	0	0
53	<b>Total Support Services - General Administration</b>	<b>2300</b>	<b>243,312</b>	<b>48,878</b>	<b>39,500</b>	<b>10,000</b>	<b>0</b>	<b>7,500</b>	<b>0</b>	<b>0</b>	<b>349,190</b>
54	<b>Support Services - School Administration</b>										
55	Office of the Principal Services	2410	510,464	107,578	0	12,850	0	2,200	0	0	633,092
56	Other Support Services - School Administration (Describe & Itemize)	2490	0	0	0	0	0	0	0	0	0
57	<b>Total Support Services - School Administration</b>	<b>2400</b>	<b>510,464</b>	<b>107,578</b>	<b>0</b>	<b>12,850</b>	<b>0</b>	<b>2,200</b>	<b>0</b>	<b>0</b>	<b>633,092</b>
58	<b>Support Services - Business</b>										
59	Direction of Business Support Services	2510	0	0	0	0	0	0	0	0	0
60	Fiscal Services	2520	125,161	18,938	5,400	8,000	0	350	0	0	157,849
61	Operation & Maintenance of Plant Services	2540	523,790	81,932	0	0	0	0	0	0	605,722

ESTIMATED DISBURSEMENTS/EXPENDITURES

1	A	B	C	D	E	F	G	H	I	J	K
2	Description (Enter Whole Numbers Only)	Funct #	(100) Salaries	(200) Employee Benefits	(300) Purchased Services	(400) Supplies & Materials	(500) Capital Outlay	(600) Other Objects	(700) Non-Capitalized Equipment	(800) Termination Benefits	(900) Total
62	Pupil Transportation Services	2550	0	0	2,500	2,500	0	0	0	0	5,000
63	Food Services	2560	228,500	3,000	13,000	514,000	2,500	0	0	0	761,000
64	Internal Services	2570	0	0	0	0	0	0	0	0	0
65	<b>Total Support Services - Business</b>	<b>2500</b>	<b>877,451</b>	<b>103,870</b>	<b>20,900</b>	<b>524,500</b>	<b>2,500</b>	<b>350</b>	<b>0</b>	<b>0</b>	<b>1,529,571</b>
66	<b>Support Services - Central</b>										
67	Direction of Central Support Services	2610	0	0	0	0	0	0	0	0	0
68	Planning, Research, Development & Evaluation Services	2620	0	0	0	0	0	0	0	0	0
69	Information Services	2630	0	0	0	0	0	0	0	0	0
70	Staff Services	2640	0	0	0	0	0	0	0	0	0
71	Data Processing Services	2660	0	0	0	0	0	0	0	0	0
72	<b>Total Support Services - Central</b>	<b>2600</b>	<b>0</b>	<b>0</b>	<b>0</b>	<b>0</b>	<b>0</b>	<b>0</b>	<b>0</b>	<b>0</b>	<b>0</b>
73	<b>Other Support Services (Describe &amp; Itemize)</b>	<b>2900</b>	<b>0</b>	<b>0</b>	<b>0</b>	<b>0</b>	<b>0</b>	<b>0</b>	<b>0</b>	<b>0</b>	<b>0</b>
74	<b>Total Support Services</b>	<b>2000</b>	<b>2,231,530</b>	<b>365,375</b>	<b>176,577</b>	<b>635,155</b>	<b>22,500</b>	<b>10,050</b>	<b>0</b>	<b>0</b>	<b>3,441,187</b>
75	<b>COMMUNITY SERVICES (ED)</b>	<b>3000</b>	<b>0</b>	<b>8,200</b>	<b>0</b>	<b>150</b>	<b>0</b>	<b>0</b>	<b>0</b>	<b>0</b>	<b>8,350</b>
76	<b>PAYMENTS TO OTHER DIST &amp; GOVT UNITS (ED)</b>	<b>4000</b>									
77	<b>Payments to Other Dist &amp; Govt Units (In-State)</b>										
78	Payments for Regular Programs	4110			0			0			0
79	Payments for Special Education Programs	4120			0			235,000			235,000
80	Payments for Adult/Continuing Education Programs	4130			0			0			0
81	Payments for CTE Programs	4140			0			0			0
82	Payments for Community College Programs	4170			0			0			0
83	Other Payments to In-State Govt Units (Describe & Itemize)	4190			0			0			0
84	<b>Total Payments to Other Dist &amp; Govt Units (In-State)</b>	<b>4100</b>			<b>0</b>			<b>235,000</b>			<b>235,000</b>
85	Payments for Regular Programs - Tuition	4210						10,000			10,000
86	Payments for Special Education Programs - Tuition	4220						1,600			1,600
87	Payments for Adult/Continuing Education Programs - Tuition	4230						0			0
88	Payments for CTE Programs - Tuition	4240						147,000			147,000
89	Payments for Community College Programs - Tuition	4270						0			0
90	Payments for Other Programs - Tuition	4280						0			0
91	Other Payments to In-State Govt Units (Describe & Itemize)	4290						0			0
92	<b>Total Payments to Other Dist &amp; Govt Units - Tuition (In State)</b>	<b>4200</b>						<b>158,600</b>			<b>158,600</b>
93	Payments for Regular Programs - Transfers	4310						0			0
94	Payments for Special Education Programs - Transfers	4320						0			0
95	Payments for Adult/Continuing Ed Programs - Transfers	4330						0			0
96	Payments for CTE Programs - Transfers	4340						0			0
97	Payments for Community College Program - Transfers	4370						0			0
98	Payments for Other Programs - Transfers	4380						0			0
99	Other Payments to In-State Govt Units - Transfers (Describe & Itemize)	4390			0			0			0
100	<b>Total Payments to Other Dist &amp; Govt Units-Transfers (In State)</b>	<b>4300</b>			<b>0</b>			<b>0</b>			<b>0</b>
101	Payments to Other Dist & Govt Units (Out of State)	4400			0			0			0
102	<b>Total Payments to Other Dist &amp; Govt Units</b>	<b>4000</b>			<b>0</b>			<b>393,600</b>			<b>393,600</b>
103	<b>DEBT SERVICE (ED)</b>	<b>5000</b>									
104	<b>Debt Service - Interest on Short-Term Debt</b>										
105	Tax Anticipation Warrants	5110						0			0
106	Tax Anticipation Notes	5120						0			0
107	Corporate Personal Property Repl Tax Anticipated Notes	5130						0			0
108	State Aid Anticipation Certificates	5140						0			0
109	Other Interest on Short-Term Debt (Describe & Itemize)	5150						0			0
110	<b>Total Debt Service - Interest on Short-Term Debt</b>	<b>5100</b>						<b>0</b>			<b>0</b>
111	<b>Debt Service - Interest on Long-Term Debt</b>	<b>5200</b>						0			0
112	<b>Total Debt Service</b>	<b>5000</b>						<b>0</b>			<b>0</b>
113	<b>PROVISION FOR CONTINGENCIES (ED)</b>	<b>6000</b>						0			0
114	<b>Total Direct Disbursements/Expenditures</b>		<b>8,693,138</b>	<b>1,648,263</b>	<b>268,247</b>	<b>967,857</b>	<b>42,000</b>	<b>959,150</b>	<b>0</b>	<b>0</b>	<b>12,578,655</b>
115	<b>Excess (Deficiency) of Receipts/Revenues Over Disbursements/Expenditures</b>										<b>(726,905)</b>

1	A	B	C	D	E	F	G	H	I	J	K
2	Description (Enter Whole Numbers Only)	Funct #	(100) Salaries	(200) Employee Benefits	(300) Purchased Services	(400) Supplies & Materials	(500) Capital Outlay	(600) Other Objects	(700) Non-Capitalized Equipment	(800) Termination Benefits	(900) Total
117	<b>20 - OPERATIONS AND MAINTENANCE FUND (O&amp;M)</b>										
118	<b>SUPPORT SERVICES (O&amp;M)</b>	<b>2000</b>									
119	Support Services - Pupil										
120	Other Support Services - Pupils (Describe & Itemize)	2190	0	0	0	0	0	0	0	0	0
121	<b>Support Services - Business</b>										
122	Direction of Business Support Services	2510	0	0	0	0	0	0	0	0	0
123	Facilities Acquisition & Construction Services	2530	0	0	50,100	0	495,000	0	0	0	545,100
124	Operation & Maintenance of Plant Services	2540	0	0	195,000	488,600	150,000	0	0	0	833,600
125	Pupil Transportation Services	2550	0	0	0	0	0	0	0	0	0
126	Food Services	2560					0		0		0
127	<b>Total Support Services - Business</b>	<b>2500</b>	<b>0</b>	<b>0</b>	<b>245,100</b>	<b>488,600</b>	<b>645,000</b>	<b>0</b>	<b>0</b>	<b>0</b>	<b>1,378,700</b>
128	Other Support Services (Describe & Itemize)	2900	0	0	0	0	0	0	0	0	0
129	<b>Total Support Services</b>	<b>2000</b>	<b>0</b>	<b>0</b>	<b>245,100</b>	<b>488,600</b>	<b>645,000</b>	<b>0</b>	<b>0</b>	<b>0</b>	<b>1,378,700</b>
130	<b>COMMUNITY SERVICES (O&amp;M)</b>	<b>3000</b>	<b>0</b>	<b>0</b>	<b>0</b>	<b>0</b>	<b>0</b>	<b>0</b>	<b>0</b>	<b>0</b>	<b>0</b>
131	<b>PAYMENTS TO OTHER DIST &amp; GOVT UNITS (O&amp;M)</b>	<b>4000</b>									
132	<b>Payments to Other Dist &amp; Govt Units (In-State)</b>										
133	Payments for Regular Programs	4110			0			0			0
134	Payments for Special Education Programs	4120			0			0			0
135	Payments for CTE Program	4140			0			0			0
136	Other Payments to In-State Govt Units (Describe & Itemize)	4190			0			0			0
137	<b>Total Payments to Other Dist &amp; Govt Units (In-State)</b>	<b>4100</b>			<b>0</b>			<b>0</b>			<b>0</b>
138	Payments to Other Dist & Govt Units (Out of State) <sup>14</sup>	4400						0			0
139	<b>Total Payments to Other Dist &amp; Govt Unit</b>	<b>4000</b>			<b>0</b>			<b>0</b>			<b>0</b>
140	<b>DEBT SERVICE (O&amp;M)</b>	<b>5000</b>									
141	<b>Debt Service - Interest on Short-Term Debt</b>										
142	Tax Anticipation Warrants	5110						0			0
143	Tax Anticipation Notes	5120						0			0
144	Corporate Personal Prop Repl Tax Anticipated Notes	5130						0			0
145	State Aid Anticipation Certificates	5140						0			0
146	Other Interest on Short-Term Debt (Describe & Itemize)	5150						0			0
147	<b>Total Debt Service - Interest on Short-Term Debt</b>	<b>5100</b>						<b>0</b>			<b>0</b>
148	<b>Debt Service - Interest on Long-Term Debt</b>	<b>5200</b>						<b>0</b>			<b>0</b>
149	<b>Total Debt Service</b>	<b>5000</b>						<b>0</b>			<b>0</b>
150	<b>PROVISION FOR CONTINGENCIES (O&amp;M)</b>	<b>6000</b>						<b>0</b>			<b>0</b>
151	<b>Total Direct Disbursements/Expenditures</b>		<b>0</b>	<b>0</b>	<b>245,100</b>	<b>488,600</b>	<b>645,000</b>	<b>0</b>	<b>0</b>	<b>0</b>	<b>1,378,700</b>
152	<b>Excess (Deficiency) of Receipts/Revenues Over Disbursements/Expenditures</b>										<b>(364,461)</b>
153											
154	<b>30 - DEBT SERVICE FUND (DS)</b>										
155	<b>PAYMENTS TO OTHER DIST &amp; GOVT UNITS (DS)</b>	<b>4000</b>									
156	<b>Payments to Other Dist &amp; Govt Units (In-State)</b>										
157	Payments for Regular Programs	4110						0			0
158	Payments for Special Education Programs	4120						0			0
159	Other Payments to In-State Govt Units (Describe & Itemize)	4190						0			0
160	<b>Total Payments to Other Dist &amp; Govt Units (In-State)</b>	<b>4000</b>						<b>0</b>			<b>0</b>
161	<b>DEBT SERVICE (DS)</b>	<b>5000</b>									
162	<b>Debt Service - Interest on Short-Term Debt</b>										
163	Tax Anticipation Warrants	5110						0			0
164	Tax Anticipation Notes	5120						0			0
165	Corporate Personal Prop Repl Tax Anticipation Notes	5130						0			0
166	State Aid Anticipation Certificates	5140						0			0
167	Other Interest on Short-Term Debt (Describe & Itemize)	5150						0			0
168	<b>Total Debt Service - Interest On Short-Term Debt</b>	<b>5100</b>						<b>0</b>			<b>0</b>

	A	B	C	D	E	F	G	H	I	J	K
1			(100)	(200)	(300)	(400)	(500)	(600)	(700)	(800)	(900)
2	Description (Enter Whole Numbers Only)	Funct #	Salaries	Employee Benefits	Purchased Services	Supplies & Materials	Capital Outlay	Other Objects	Non-Capitalized Equipment	Termination Benefits	Total
169	Debt Service - Interest on Long-Term Debt	5200						0			0
170	Debt Service - Payments of Principal on Long-Term Debt <sup>15</sup> (Lease/Purchase Principal Retired)	5300						1,635,873			1,635,873
171	Debt Service Other (Describe & Itemize)	5400			0			0			0
172	<b>Total Debt Service</b>	<b>5000</b>			<b>0</b>			<b>1,635,873</b>			<b>1,635,873</b>
173	<b>PROVISION FOR CONTINGENCIES (DS)</b>	<b>6000</b>						0			0
174	<b>Total Direct Disbursements/Expenditures</b>				<b>0</b>			<b>1,635,873</b>			<b>1,635,873</b>
175	Excess (Deficiency) of Receipts/Revenues Over Disbursements/Expenditures										(166,715)
176											
177	<b>40 - TRANSPORTATION FUND (TR)</b>										
178	<b>SUPPORT SERVICES (TR)</b>	<b>2000</b>									
179	Support Services - Pupils										
180	Other Support Services - Pupils (Describe & Itemize)	2190	0	0	0	0	0	0	0	0	0
181	Support Services - Business										
182	Pupil Transportation Services	2550	421,907	11,430	127,500	123,000	25,000	0	0	0	708,837
183	Other Support Services (Describe & Itemize)	2900	0	0	0	0	0	0	0	0	0
184	<b>Total Support Services</b>	<b>2000</b>	<b>421,907</b>	<b>11,430</b>	<b>127,500</b>	<b>123,000</b>	<b>25,000</b>	<b>0</b>	<b>0</b>	<b>0</b>	<b>708,837</b>
185	<b>COMMUNITY SERVICES (TR)</b>	<b>3000</b>	0	0	0	0	0	0	0	0	0
186	<b>PAYMENTS TO OTHER DIST &amp; GOVT UNITS (TR)</b>	<b>4000</b>									
187	Payments to Other Dist & Govt Units (In-State)										
188	Payments for Regular Program	4110			0			0			0
189	Payments for Special Education Programs	4120			0			0			0
190	Payments for Adult/Continuing Education Programs	4130			0			0			0
191	Payments for CTE Programs	4140			0			0			0
192	Payments for Community College Programs	4170			0			0			0
193	Other Payments to In-State Govt Units (Describe & Itemize)	4190			0			0			0
194	<b>Total Payments to Other Dist &amp; Govt Units (In-State)</b>	<b>4100</b>			<b>0</b>			<b>0</b>			<b>0</b>
195	Payments to Other Dist & Govt Units (Out-of-State) (Describe & Itemize)	4400			0			0			0
196	<b>Total Payments to Other Dist &amp; Govt Units</b>	<b>4000</b>			<b>0</b>			<b>0</b>			<b>0</b>
197	<b>DEBT SERVICE (TR)</b>	<b>5000</b>									
198	Debt Service - Interest on Short-Term Debt										
199	Tax Anticipation Warrants	5110						0			0
200	Tax Anticipation Notes	5120						0			0
201	Corporate Personal Prop Repl Tax Anticipation Notes	5130						0			0
202	State Aid Anticipation Certificates	5140						0			0
203	Other Interest on Short-Term Debt (Describe and Itemize)	5150						0			0
204	<b>Total Debt Service - Interest On Short-Term Debt</b>	<b>5100</b>						<b>0</b>			<b>0</b>
205	Debt Service - Interest on Long-Term Debt	5200						0			0
206	Debt Service - Payments of Principal on Long-Term Debt <sup>15</sup> (Lease/Purchase Principal Retired)	5300						0			0
207	Debt Service - Other (Describe and Itemize)	5400						0			0
208	<b>Total Debt Service</b>	<b>5000</b>						<b>0</b>			<b>0</b>
209	<b>PROVISION FOR CONTINGENCIES (TR)</b>	<b>6000</b>						0			0
210	<b>Total Direct Disbursements/Expenditures</b>		<b>421,907</b>	<b>11,430</b>	<b>127,500</b>	<b>123,000</b>	<b>25,000</b>	<b>0</b>	<b>0</b>	<b>0</b>	<b>708,837</b>
211	Excess (Deficiency) of Receipts/Revenues Over Disbursements/Expenditures										(31,746)
212											
213	<b>50 - MUNICIPAL RETIREMENT/SOC SEC FUND (MR/SS)</b>										
214	<b>INSTRUCTION (MR/SS)</b>	<b>1000</b>									
215	Regular Program	1100		42,875							42,875
216	Pre-K Programs	1125		24,512							24,512
217	Special Education Programs (Functions 1200-1220)	1200		73,593							73,593
218	Special Education Programs Pre-K	1225		0							0
219	Remedial and Supplemental Programs K-12	1250		8,683							8,683
220	Remedial and Supplemental Programs Pre-K	1275		0							0
221	Adult/Continuing Education Programs	1300		0							0
222	CTE Programs	1400		8,925							8,925

ESTIMATED DISBURSEMENTS/EXPENDITURES

1	A	B	C	D	E	F	G	H	I	J	K
2	Description (Enter Whole Numbers Only)	Funct #	(100) Salaries	(200) Employee Benefits	(300) Purchased Services	(400) Supplies & Materials	(500) Capital Outlay	(600) Other Objects	(700) Non-Capitalized Equipment	(800) Termination Benefits	(900) Total
223	Interscholastic Programs	1500		8,247							8,247
224	Summer School Programs	1600		0							0
225	Gifted Programs	1650		0							0
226	Driver's Education Programs	1700		485							485
227	Bilingual Programs	1800		0							0
228	Truant Alternative & Optional Programs	1900		0							0
229	<b>Total Instruction</b>	<b>1000</b>		<b>167,320</b>							<b>167,320</b>
230	<b>SUPPORT SERVICES (MR/SS)</b>	<b>2000</b>									
231	<b>Support Services - Pupil</b>										
232	Attendance & Social Work Services	2110		565							565
233	Guidance Services	2120		2,275							2,275
234	Health Services	2130		12,637							12,637
235	Psychological Services	2140		0							0
236	Speech Pathology & Audiology Services	2150		2,507							2,507
237	Other Support Services - Pupils (Describe & Itemize)	2190		0							0
238	<b>Total Support Services - Pupil</b>	<b>2100</b>		<b>17,984</b>							<b>17,984</b>
239	<b>Support Services - Instructional Staff</b>										
240	Improvement of Instruction Services	2210		0							0
241	Educational Media Services	2220		28,916							28,916
242	Assessment & Testing	2230		0							0
243	<b>Total Support Services - Instructional Staff</b>	<b>2200</b>		<b>28,916</b>							<b>28,916</b>
244	<b>Support Services - General Administration</b>										
245	Board of Education Services	2310		0							0
246	Executive Administration Services	2320		11,556							11,556
247	Special Area Administrative Services	2330		1,262							1,262
248	Claims Paid from Self Insurance Fund	2361		0							0
249	Workers' Compensation or Workers' Occupation Disease Acts Payments	2362		0							0
250	Unemployment Insurance Payments	2363		0							0
251	Insurance Payments (regular or self-insurance)	2364		0							0
252	Risk Management and Claims Services Payments	2365		0							0
253	Judgment and Settlements	2366		0							0
254	Educational, Inspectional, Supervisory Services Related to Loss Prevention or Reduction	2367		0							0
255	Reciprocal Insurance Payments	2368		0							0
256	Legal Service	2369		0							0
257	<b>Total Support Services - General Administration</b>	<b>2300</b>		<b>12,818</b>							<b>12,818</b>
258	<b>Support Services - School Administration</b>										
259	Office of the Principal Services	2410		44,462							44,462
260	Other Support Services - School Administration (Describe & Itemize)	2490		0							0
261	<b>Total Support Services - School Administration</b>	<b>2400</b>		<b>44,462</b>							<b>44,462</b>
262	<b>Support Services - Business</b>										
263	Direction of Business Support Services	2510		0							0
264	Fiscal Services	2520		11,768							11,768
265	Facilities Acquisition & Construction Services	2530		196							196
266	Operation & Maintenance of Plant Service	2540		133,782							133,782
267	Pupil Transportation Services	2550		74,370							74,370
268	Food Services	2560		54,388							54,388
269	Internal Services	2570		0							0
270	<b>Total Support Services - Business</b>	<b>2500</b>		<b>274,504</b>							<b>274,504</b>
271	<b>Support Services - Central</b>										
272	Direction of Central Support Services	2610		0							0
273	Planning, Research, Development & Evaluation Services	2620		0							0
274	Information Services	2630		0							0
275	Staff Services	2640		0							0
276	Data Processing Services	2660		0							0
277	<b>Total Support Services - Central</b>	<b>2600</b>		<b>0</b>							<b>0</b>

	A	B	C	D	E	F	G	H	I	J	K
1			(100)	(200)	(300)	(400)	(500)	(600)	(700)	(800)	(900)
2	Description (Enter Whole Numbers Only)	Funct #	Salaries	Employee Benefits	Purchased Services	Supplies & Materials	Capital Outlay	Other Objects	Non-Capitalized Equipment	Termination Benefits	Total
278	Other Support Services (Describe & Itemize)	2900		0							0
279	<b>Total Support Services</b>	<b>2000</b>		378,684							378,684
280	<b>COMMUNITY SERVICES (MR/SS)</b>	<b>3000</b>		4,000							4,000
281	<b>PAYMENTS TO OTHER DIST &amp; GOVT UNITS (MR/SS)</b>	<b>4000</b>									
282	Payments for Regular Programs	4110		0							0
283	Payments for Special Education Programs	4120		0							0
284	Payments for CTE Programs	4140		0							0
285	<b>Total Payments to Other Dist &amp; Govt Units</b>	<b>4000</b>		0							0
286	<b>DEBT SERVICE (MR/SS)</b>	<b>5000</b>									
287	<b>Debt Service - Interest on Short-Term Debt</b>										
288	Tax Anticipation Warrants	5110						0			0
289	Tax Anticipation Notes	5120						0			0
290	Corporate Personal Prop Repl Tax Anticipation Notes	5130						0			0
291	State Aid Anticipation Certificates	5140						0			0
292	Other (Describe & Itemize)	5150						0			0
293	<b>Total Debt Service</b>	<b>5000</b>						0			0
294	<b>PROVISION FOR CONTINGENCIES (MR/SS)</b>	<b>6000</b>						0			0
295	<b>Total Direct Disbursements/Expenditures</b>			550,004				0			550,004
296	<b>Excess (Deficiency) of Receipts/Revenues Over Disbursements/Expenditures</b>										(111,384)
298	<b>60 - CAPITAL PROJECTS (CP)</b>										
299	<b>SUPPORT SERVICES (CP)</b>	<b>2000</b>									
300	<b>Support Services - Business</b>										
301	Facilities Acquisition & Construction Services	2530	0	0	0	0	0	0	0	0	0
302	Other Support Services (Describe & Itemize)	2900	0	0	0	0	0	0	0	0	0
303	<b>Total Support Services</b>	<b>2000</b>	0	0	0	0	0	0	0	0	0
304	<b>PAYMENTS TO OTHER DIST &amp; GOVT UNITS (CP)</b>	<b>4000</b>									
305	<b>Payments to Other Dist &amp; Govt Units (In-State)</b>										
306	Payments to Regular Programs	4110		0				0			0
307	Payment for Special Education Programs	4120		0				0			0
308	Payment for CTE Programs	4140		0				0			0
309	Payments to Other Govt Units (In-State) (Describe & Itemize)	4190		0				0			0
310	<b>Total Payments to Other Districts &amp; Govt Units</b>	<b>4000</b>		0				0			0
311	<b>PROVISION FOR CONTINGENCIES (CP)</b>	<b>6000</b>						0			0
312	<b>Total Direct Disbursements/Expenditures</b>		0	0	0	0	0	0	0	0	0
313	<b>Excess (Deficiency) of Receipts/Revenues Over Disbursements/Expenditures</b>										0
315	<b>70 WORKING CASH FUND (WC)</b>										
317	<b>80 - TORT FUND (TF)</b>										
318	<b>SUPPORT SERVICES - GENERAL ADMINISTRATION</b>	<b>2000</b>									
319	Claims Paid from Self Insurance Fund	2361	0	0	0	0	0	0	0	0	0
320	Workers' Compensation or Workers' Occupational Disease Act Payments	2362	0	0	125,000	0	0	0	0	0	125,000
321	Unemployment Insurance Payments	2363	0	0	1,000	0	0	0	0	0	1,000
322	Insurance Payments (regular or self-insurance)	2364	0	0	180,000	0	0	0	0	0	180,000
323	Risk Management and Claims Services Payments	2365	0	0	0	0	0	0	0	0	0
324	Judgment and Settlements	2366	0	0	0	0	0	0	0	0	0
325	Educational, Inspectional, Supervisory Services Related to Loss Prevention or Reduction	2367	400,000	0	33,000	16,500	219,000	0	0	0	668,500
326	Reciprocal Insurance Payments	2368	0	0	0	0	0	0	0	0	0
327	Legal Service	2369	0	0	60,000	0	0	125,000	0	0	185,000
328	Property Insurance (Building & Grounds)	2371	0	0	0	0	0	0	0	0	0
329	Vehicle Insurance (Transportation)	2372	0	0	0	0	0	0	0	0	0
330	<b>Total Support Services - General Administration</b>	<b>2000</b>	400,000	0	399,000	16,500	219,000	125,000	0	0	1,159,500



ESTIMATED DISBURSEMENTS/EXPENDITURES

1	A	B	C	D	E	F	G	H	I	J	K
2	Description (Enter Whole Numbers Only)	Funct #	(100) Salaries	(200) Employee Benefits	(300) Purchased Services	(400) Supplies & Materials	(500) Capital Outlay	(600) Other Objects	(700) Non-Capitalized Equipment	(800) Termination Benefits	(900) Total
331	<b>PAYMENTS TO OTHER DIST &amp; GOVT UNITS (TF)</b>	<b>4000</b>									
332	Payments for Regular Programs	4110						0			0
333	Payments for Special Education Programs	4120						0			0
334	<b>Total Payments to Other Dist &amp; Govt Units</b>	<b>4000</b>						<b>0</b>			<b>0</b>
335	<b>DEBT SERVICE (TF)</b>	<b>5000</b>									
336	<b>Debt Service - Interest on Short-Term Debt</b>										
337	Tax Anticipation Warrants	5110						0			0
338	Corporate Personal Property Replacement Tax Anticipation Notes	5130						0			0
339	Other Interest on Short-Term Debt <i>(Describe &amp; Itemize)</i>	5150						0			0
340	<b>Total Debt Service</b>	<b>5000</b>						<b>0</b>			<b>0</b>
341	<b>PROVISION FOR CONTINGENCIES (TF)</b>	<b>6000</b>						0			0
342	<b>Total Direct Disbursements/Expenditures</b>		400,000	0	399,000	16,500	219,000	125,000	0		1,159,500
343	<b>Excess (Deficiency) of Receipts/Revenues Over Disbursements/Expenditures</b>										<b>(242,400)</b>
345	<b>90 - FIRE PREVENTION &amp; SAFETY FUND (FP&amp;S)</b>										
346	<b>SUPPORT SERVICES (FP&amp;S)</b>	<b>2000</b>									
347	<b>Support Services - Business</b>										
348	Facilities Acquisition & Construction Services	2530	2,000	0	25,000	20,000	275,000	0	0		322,000
349	Operation & Maintenance of Plant Service	2540	0	0	0	0	0	0	0		0
350	<b>Total Support Services - Business</b>	<b>2500</b>	<b>2,000</b>	<b>0</b>	<b>25,000</b>	<b>20,000</b>	<b>275,000</b>	<b>0</b>	<b>0</b>		<b>322,000</b>
351	Other Support Services <i>(Describe &amp; Itemize)</i>	2900	0	0	0	0	0	0	0		0
352	<b>Total Support Services</b>	<b>2000</b>	<b>2,000</b>	<b>0</b>	<b>25,000</b>	<b>20,000</b>	<b>275,000</b>	<b>0</b>	<b>0</b>		<b>322,000</b>
353	<b>PAYMENTS TO OTHER DISTRICTS &amp; GOVT UNITS (FP&amp;S)</b>	<b>4000</b>									
354	Payments to Regular Programs	4110						0			0
355	Payments to Special Education Programs	4120						0			0
356	Other Payments to In-State Govt Units <i>(Describe &amp; Itemize)</i>	4190						0			0
357	<b>Total Payments to Other Districts &amp; Govt Units (FPS)</b>	<b>4000</b>						<b>0</b>			<b>0</b>
358	<b>DEBT SERVICE (FP&amp;S)</b>	<b>5000</b>									
359	<b>Debt Service - Interest on Short-Term Debt</b>										
360	Tax Anticipation Warrants	5110						0			0
361	Other Interest on Short-Term Debt <i>(Describe &amp; Itemize)</i>	5150						0			0
362	<b>Total Debt Service - Interest on Short-Term Debt</b>	<b>5100</b>						<b>0</b>			<b>0</b>
363	<b>Debt Service - Interest on Long-Term Debt</b>	<b>5200</b>						0			0
364	Debt Service - Payments of Principal on Long-Term Debt <sup>15</sup> (Lease/Purchase Principal Retired)	5300						0			0
365	<b>Total Debt Service</b>	<b>5000</b>						<b>0</b>			<b>0</b>
366	<b>PROVISIONS FOR CONTINGENCIES (FP&amp;S)</b>	<b>6000</b>						0			0
367	<b>Total Direct Disbursements/Expenditures</b>		2,000	0	25,000	20,000	275,000	0	0		322,000
368	<b>Excess (Deficiency) of Receipts/Revenues Over Disbursements/Expenditures</b>										<b>(184,800)</b>

---

---

**This page is provided for detailed itemizations as requested within the body of the Report.**

---

---

- 1.
- 2.
- 3.
- 4.

	A	B	C	D	E	F
1	<b>DEFICIT BUDGET SUMMARY INFORMATION - Operating Funds Only</b>					
2	<b>Description</b>	<b>EDUCATIONAL FUND (10)</b>	<b>OPERATIONS &amp; MAINTENANCE FUND (20)</b>	<b>TRANSPORTATION FUND (40)</b>	<b>WORKING CASH FUND (70)</b>	<b>TOTAL</b>
3	<b>Direct Revenues</b>	11,851,750	1,014,239	677,091	58,100	<b>13,601,180</b>
4	<b>Direct Expenditures</b>	12,578,655	1,378,700	708,837		<b>14,666,192</b>
5	<b>Difference</b>	<b>(726,905)</b>	<b>(364,461)</b>	<b>(31,746)</b>	58,100	<b>(1,065,012)</b>
6	<b>Estimated Fund Balance - June 30, 2018</b>	4,209,884	802,825	401,714	403,303	<b>5,817,726</b>
7	<b>Unbalanced budget, however, a deficit reduction plan is not required at this time.</b>					
8						
10	A deficit reduction plan is required if the local board of education adopts (or amends) the 2017-18 school district budget in which the "operating funds" listed above result in direct revenues (line 9) being less than direct expenditures (line 19) by an amount equal to or greater than one-third (1/3) of the ending fund balance (line 81).					
12	<b>Note:</b> The balance is determined using only the four funds listed above. That is, if the estimated ending fund balance is less than three times the deficit spending, the district must adopt and file with ISBE a deficit reduction plan to balance the shortfall within three years.					
14	The School Code, Section 17-1 (105 ILCS 5/17-1) - If the 2016-2017 Annual Financial Report (AFR) reflects a deficit as defined above (page 36), then the school district shall adopt and submit a deficit reduction plan (found here on page 20-24) to ISBE within 30 days after acceptance of the AFR.					
15	The deficit reduction plan, if required, is developed using ISBE guidelines and format.					

**ILLINOIS STATE BOARD OF EDUCATION  
SCHOOL BUSINESS SERVICES DIVISION**

	A	B	C	D	E	F	G	
1			<b>DEFICIT REDUCTION PLAN</b>					
2			<b>ESTIMATED BUDGET</b>					
3	<b>03-026203-026</b>		<b>FY2017-2018</b>					
4	<i>District Number</i>							
5								
6			<b>Educational Fund</b>	<b>Operations &amp; Maintenance Fund</b>	<b>Transportation Fund</b>	<b>Working Cash Fund</b>	<b>Total</b>	
7	<b>ESTIMATED BEGINNING FUND BALANCE</b> <i>(must equal prior Ending Fund Balance)</i>		4,936,789	1,167,286	433,460	520,203	7,057,738	
8	<b>RECEIPTS/REVENUES</b>		<b>Acct #</b>					
9	<b>LOCAL SOURCES</b>		<b>1000</b>	3,692,232	1,009,239	272,091	58,100	5,031,662
10	<b>FLOW-THROUGH RECEIPTS/REVENUES FROM ONE DISTRICT TO ANOTHER DISTRICT</b>		<b>2000</b>	0	0	0	0	0
11	<b>STATE SOURCES</b>		<b>3000</b>	6,882,842	5,000	405,000	0	7,292,842
12	<b>FEDERAL SOURCES</b>		<b>4000</b>	1,276,676	0	0	0	1,276,676
13	<b>Total Receipts/Revenues</b>			11,851,750	1,014,239	677,091	58,100	13,601,180
14	<b>DISBURSEMENTS/EXPENDITURES</b>		<b>Funct #</b>					
15	<b>INSTRUCTION</b>		<b>1000</b>	8,735,518				8,735,518
16	<b>SUPPORT SERVICES</b>		<b>2000</b>	3,441,187	1,378,700	708,837		5,528,724
17	<b>COMMUNITY SERVICES</b>		<b>3000</b>	8,350	0	0		8,350
18	<b>PAYMENTS TO OTHER DISTRICTS &amp; GOVT. UNITS</b>		<b>4000</b>	393,600	0	0		393,600
19	<b>DEBT SERVICES</b>		<b>5000</b>	0	0	0		0
20	<b>PROVISION FOR CONTINGENCIES</b>		<b>6000</b>	0	0	0		0
21	<b>Total Disbursements/Expenditures</b>			12,578,655	1,378,700	708,837		14,666,192
22	<b>Excess of Receipts/Revenue Over/(Under) Disbursements/Expenditures</b>			(726,905)	(364,461)	(31,746)	58,100	(1,065,012)
23	<b>OTHER SOURCES/USES OF FUNDS</b>							
24	<b>OTHER SOURCES OF FUNDS (7000)</b>			0	0	0	0	0
25	<b>OTHER USES OF FUNDS (8000)</b>			0	0	0	175,000	175,000
26	<b>TOTAL OTHER SOURCES/USES OF FUNDS</b>			0	0	0	(175,000)	(175,000)
27	<b>ESTIMATED ENDING FUND BALANCE</b>			4,209,884	802,825	401,714	403,303	5,817,726

**ILLINOIS STATE BOARD OF EDUCATION  
SCHOOL BUSINESS SERVICES DIVISION**

	A	B	H	I	J	K	L
1	03-026203-026 <i>District Number</i>		<b>ESTIMATED BUDGET FY2018-2019</b>				
2							
3							
4							
5							
6			Educational Fund	Operations & Maintenance Fund	Transportation Fund	Working Cash Fund	Total
7	<b>ESTIMATED BEGINNING FUND BALANCE</b> <i>(must equal prior Ending Fund Balance)</i>		4,209,884	802,825	401,714	403,303	5,817,726
8	<b>RECEIPTS/REVENUES</b>	Acct #					
9	<b>LOCAL SOURCES</b>	1000					0
10	<b>FLOW-THROUGH RECEIPTS/REVENUES FROM ONE DISTRICT TO ANOTHER DISTRICT</b>	2000					0
11	<b>STATE SOURCES</b>	3000					0
12	<b>FEDERAL SOURCES</b>	4000					0
13	<b>Total Receipts/Revenues</b>		0	0	0	0	0
14	<b>DISBURSEMENTS/EXPENDITURES</b>	Funct #					
15	<b>INSTRUCTION</b>	1000					0
16	<b>SUPPORT SERVICES</b>	2000					0
17	<b>COMMUNITY SERVICES</b>	3000					0
18	<b>PAYMENTS TO OTHER DISTRICTS &amp; GOVT. UNITS</b>	4000					0
19	<b>DEBT SERVICES</b>	5000					0
20	<b>PROVISION FOR CONTINGENCIES</b>	6000					0
21	<b>Total Disbursements/Expenditures</b>		0	0	0		0
22	<b>Excess of Receipts/Revenue Over/(Under) Disbursements/Expenditures</b>		0	0	0	0	0
23	<b>OTHER SOURCES/USES OF FUNDS</b>						
24	<b>OTHER SOURCES OF FUNDS (7000)</b>						0
25	<b>OTHER USES OF FUNDS (8000)</b>						0
26	<b>TOTAL OTHER SOURCES/USES OF FUNDS</b>		0	0	0	0	0
27	<b>ESTIMATED ENDING FUND BALANCE</b>		4,209,884	802,825	401,714	403,303	5,817,726

**ILLINOIS STATE BOARD OF EDUCATION  
SCHOOL BUSINESS SERVICES DIVISION**

	A	B	M	N	O	P	Q
1			<b>ESTIMATED BUDGET FY2019-2020</b>				
2							
3	<b>03-026203-026</b>						
4	<i>District Number</i>						
5							
6			Educational Fund	Operations & Maintenance Fund	Transportation Fund	Working Cash Fund	Total
7	<b>ESTIMATED BEGINNING FUND BALANCE (must equal prior Ending Fund Balance)</b>		4,209,884	802,825	401,714	403,303	5,817,726
8	<b>RECEIPTS/REVENUES</b>	Acct #					
9	<b>LOCAL SOURCES</b>	1000					0
10	<b>FLOW-THROUGH RECEIPTS/REVENUES FROM ONE DISTRICT TO ANOTHER DISTRICT</b>	2000					0
11	<b>STATE SOURCES</b>	3000					0
12	<b>FEDERAL SOURCES</b>	4000					0
13	<b>Total Receipts/Revenues</b>		0	0	0	0	0
14	<b>DISBURSEMENTS/EXPENDITURES</b>	Funct #					
15	<b>INSTRUCTION</b>	1000					0
16	<b>SUPPORT SERVICES</b>	2000					0
17	<b>COMMUNITY SERVICES</b>	3000					0
18	<b>PAYMENTS TO OTHER DISTRICTS &amp; GOVT. UNITS</b>	4000					0
19	<b>DEBT SERVICES</b>	5000					0
20	<b>PROVISION FOR CONTINGENCIES</b>	6000					0
21	<b>Total Disbursements/Expenditures</b>		0	0	0		0
22	<b>Excess of Receipts/Revenue Over/(Under) Disbursements/Expenditures</b>		0	0	0	0	0
23	<b>OTHER SOURCES/USES OF FUNDS</b>						
24	<b>OTHER SOURCES OF FUNDS (7000)</b>						0
25	<b>OTHER USES OF FUNDS (8000)</b>						0
26	<b>TOTAL OTHER SOURCES/USES OF FUNDS</b>		0	0	0	0	0
27	<b>ESTIMATED ENDING FUND BALANCE</b>		4,209,884	802,825	401,714	403,303	5,817,726

**ILLINOIS STATE BOARD OF EDUCATION  
SCHOOL BUSINESS SERVICES DIVISION**

	A	B	R	S	T	U	V
1			<b>ESTIMATED BUDGET FY2020-2021</b>				
2							
3	<b>03-026203-026</b>						
4	<i>District Number</i>						
5							
6			<b>Educational Fund</b>	<b>Operations &amp; Maintenance Fund</b>	<b>Transportation Fund</b>	<b>Working Cash Fund</b>	<b>Total</b>
7	<b>ESTIMATED BEGINNING FUND BALANCE (must equal prior Ending Fund Balance)</b>		4,209,884	802,825	401,714	403,303	5,817,726
8	<b>RECEIPTS/REVENUES</b>	<b>Acct #</b>					
9	<b>LOCAL SOURCES</b>	<b>1000</b>					0
10	<b>FLOW-THROUGH RECEIPTS/REVENUES FROM ONE DISTRICT TO ANOTHER DISTRICT</b>	<b>2000</b>					0
11	<b>STATE SOURCES</b>	<b>3000</b>					0
12	<b>FEDERAL SOURCES</b>	<b>4000</b>					0
13	<b>Total Receipts/Revenues</b>		0	0	0	0	0
14	<b>DISBURSEMENTS/EXPENDITURES</b>	<b>Funct #</b>					
15	<b>INSTRUCTION</b>	<b>1000</b>					0
16	<b>SUPPORT SERVICES</b>	<b>2000</b>					0
17	<b>COMMUNITY SERVICES</b>	<b>3000</b>					0
18	<b>PAYMENTS TO OTHER DISTRICTS &amp; GOVT. UNITS</b>	<b>4000</b>					0
19	<b>DEBT SERVICES</b>	<b>5000</b>					0
20	<b>PROVISION FOR CONTINGENCIES</b>	<b>6000</b>					0
21	<b>Total Disbursements/Expenditures</b>		0	0	0		0
22	<b>Excess of Receipts/Revenue Over/(Under) Disbursements/Expenditures</b>		0	0	0	0	0
23	<b>OTHER SOURCES/USES OF FUNDS</b>						
24	<b>OTHER SOURCES OF FUNDS (7000)</b>						0
25	<b>OTHER USES OF FUNDS (8000)</b>						0
26	<b>TOTAL OTHER SOURCES/USES OF FUNDS</b>		0	0	0	0	0
27	<b>ESTIMATED ENDING FUND BALANCE</b>		4,209,884	802,825	401,714	403,303	5,817,726

**ILLINOIS STATE BOARD OF EDUCATION  
SCHOOL BUSINESS SERVICES DIVISION**

	A	B	W	X	Y	Z
1			<b>SUMMARY</b>			
2			<b>BUDGET ADDENDUM - DEFICIT REDUCTION PLAN</b>			
3	<b>03-026203-026</b>		<b>ESTIMATED BUDGET</b>			
4	<i>District Number</i>		<i>Date of Adoption:</i>			
5			<i>(Enter as MM/DD/YY)</i>			
6			<b>FY2017-2018</b>	<b>FY2018-2019</b>	<b>FY2019-2020</b>	<b>FY2020-2021</b>
7	<b>ESTIMATED BEGINNING FUND BALANCE</b> <i>(must equal prior Ending Fund Balance)</i>		7,057,738	5,817,726	5,817,726	5,817,726
8	<b>RECEIPTS/REVENUES</b>	<b>Acct #</b>				
9	<b>LOCAL SOURCES</b>	<b>1000</b>	5,031,662	0	0	0
10	<b>FLOW-THROUGH RECEIPTS/REVENUES FROM ONE DISTRICT TO ANOTHER DISTRICT</b>	<b>2000</b>	0	0	0	0
11	<b>STATE SOURCES</b>	<b>3000</b>	7,292,842	0	0	0
12	<b>FEDERAL SOURCES</b>	<b>4000</b>	1,276,676	0	0	0
13	<b>Total Receipts/Revenues</b>		13,601,180	0	0	0
14	<b>DISBURSEMENTS/EXPENDITURES</b>	<b>Funct #</b>				
15	<b>INSTRUCTION</b>	<b>1000</b>	8,735,518	0	0	0
16	<b>SUPPORT SERVICES</b>	<b>2000</b>	5,528,724	0	0	0
17	<b>COMMUNITY SERVICES</b>	<b>3000</b>	8,350	0	0	0
18	<b>PAYMENTS TO OTHER DISTRICTS &amp; GOVT. UNITS</b>	<b>4000</b>	393,600	0	0	0
19	<b>DEBT SERVICES</b>	<b>5000</b>	0	0	0	0
20	<b>PROVISION FOR CONTINGENCIES</b>	<b>6000</b>	0	0	0	0
21	<b>Total Disbursements/Expenditures</b>		14,666,192	0	0	0
22	<b>Excess of Receipts/Revenue Over/(Under) Disbursements/Expenditures</b>		<b>(1,065,012)</b>	0	0	0
23	<b>OTHER SOURCES/USES OF FUNDS</b>					
24	<b>OTHER SOURCES OF FUNDS (7000)</b>		0	0	0	0
25	<b>OTHER USES OF FUNDS (8000)</b>		175,000	0	0	0
26	<b>TOTAL OTHER SOURCES/USES OF FUNDS</b>		<b>(175,000)</b>	0	0	0
27	<b>ESTIMATED ENDING FUND BALANCE</b>		5,817,726	5,817,726	5,817,726	5,817,726



**Deficit Reduction Plan-Background/Assumptions**  
**Fiscal Year 2017-2018 through Fiscal Year 2020-2021**

---

---

**Vandalia CUSD #203      03-026203-026**

---

*Please complete the following schedule and include a brief description to identify any areas of the budget that will be impacted from one year to the next. If the deficit reduction plan relies upon new local revenues, identify contingencies for further budget reductions which will be enacted in the event those new revenues are not available.*

---

**1. Background and Narrative of Budget Reductions:**

**2. Assumptions Used in the Deficit Reduction Plan:**

- **Foundation Levels for General State Aid:**

- **Equal Assessed Valuation and Tax Rates:**

- **Employee Salaries and Benefits:**

**- Short and Long Term Borrowing:**

**- Educational Impact:**

**- Other Assumptions:**

**- Has the district considered shared services or outsourcing (Ex: Transportation, Insurance) If yes please explain:**

## ESTIMATED LIMITATION OF ADMINISTRATIVE COSTS

*(For Local Use Only)*

***This is an estimated Limitation of Administrative Costs Worksheet only and will not be accepted for Official Submission of the Limitation of Administrative Costs Worksheet.***

*The worksheet is intended for use during the budgeting process to estimate the district's percent increase of FY2018 budgeted expenditures over FY2017 actual expenditures. Budget information is copied to this page. Insert the prior year estimated actual expenditures to compute the estimated percentage increase (decrease).*

*The official Limitation of Administrative Costs Worksheet is attached to the end of the Annual Financial Report (ISBE Form 50-35) and may be submitted in conjunction with that report.*

*An official Limitation of Administrative Costs Worksheet can also be found on the ISBE website at:*

[Limitation of Administrative Costs](#)

<b>ESTIMATED LIMITATION OF ADMINISTRATIVE COSTS WORKSHEET</b>		School District Name: <b>Vandalia CUSD #203</b>					
(Section 17-1.5 of the School Code)		RCDT Number: <b>03-026203-026</b>					
		<b>Estimated Actual Expenditures, Fiscal Year 2017</b>			<b>Budgeted Expenditures, Fiscal Year 2018</b>		
Description (Enter Whole Numbers Only)	Funct #	(10) Educational Fund	(20) Operations & Maintenance Fund	Total	(10) Educational Fund	(20) Operations & Maintenance Fund	Total
1. Executive Administration Services	2320	189,963		189,963	190,373		190,373
2. Special Area Administration Services	2330	75,195		75,195	87,317		87,317
3. Other Support Services - School Administration	2490			0	0		0
4. Direction of Business Support Services	2510			0	0	0	0
5. Internal Services	2570			0	0		0
6. Direction of Central Support Services	2610			0	0		0
7. Deduct - Early Retirement or other pension obligations required by state law and include above				0			0
<b>8. Totals</b>		<b>265,158</b>	<b>0</b>	<b>265,158</b>	<b>277,690</b>	<b>0</b>	<b>277,690</b>
<b>9. Estimated Percent Increase (Decrease) for FY2018 (Budgeted) over FY2017 (Actual)</b>							<b>5%</b>



## Reference Description

---

- <sup>1</sup> Each fund balance should correspond to the fund balance reflected on the books as of June 30th - Balance Sheet Accounts #720 and #730 (audit figures, if available).
- <sup>2</sup> Accounting and Financial Reporting for Certain Grants and Other Financial Assistance. The "On-Behalf" Payments should only be reflected on this page (Budget Summary, Lines 10 and 20).
- <sup>3</sup> Requires the secretary of the school board to notify the county clerk (within 30 days of the transfer approval) to abate an equal amount of taxes to be next extended. See Sec. 10-22.14 & 17-2.11.
- <sup>3a</sup> Requires notification to the county clerk to abate an equal amount from taxes next extended. See section 10-22.14
- <sup>4</sup> Principal on Bonds Sold:
  - (1) Funding Bonds are to be entered in the fund or funds in which the liability occurs.
  - (2) Refunding Bonds can be entered in the Debt Services Fund only.
  - (3) Building Bonds can be entered in the Capital Projects Fund only.
  - (4) Fire Prevention and Safety Bonds can be entered in the Fire Prevention & Safety Fund only.
- <sup>5</sup> The proceeds from the sale of school sites, buildings, or other real estate shall be used first to pay the principal and interest on any outstanding bonds on the property being sold, and after all such bonds have been retired, the remaining proceeds from the sale next shall be used by the school board to meet any urgent district needs as determined under Sections 2-3.12 and 17-2.11 of the School Code. Once these issues have been addressed, any remaining proceeds may be used for any other authorized purpose and for deposit into any district fund.
- <sup>6</sup> The School Code, Section 10-22.44 prohibits the transfer of interest earned on the investment of "any funds for purposes of Illinois Municipal Retirement under the Pension Code." This prohibition does not include funds for Social Security and Medicare-only purposes. For additional requirements on interest earnings, see 23 Illinois Administrative Code, Part 100, Section 100.50.
- <sup>7</sup> Cash plus investments must be greater than or equal to zero.
- <sup>8</sup> For cash basis budgets, this total will equal the Budget Summary - Total Direct Receipts/Revenues (Line 9) plus Total Other Sources of Funds (Line 46).
- <sup>9</sup> For cash basis budgets, this total will equal the Budget Summary - Total Direct Disbursements/Expenditures (Line 19) plus Total Other Uses of Funds (Line 79).
- <sup>10</sup> Working Cash Fund loans may be made to any district fund for which taxes are levied (Section 20-5 of the School Code).
- <sup>11</sup> Include revenue accounts 1110 through 1115, 1117, 1118 & 1120.
- <sup>12</sup> The School Code Section 17-2.2c. Tax for leasing educational facilities or computer technology or both, and for temporary relocation expense purposes.
- <sup>13</sup> Corporate personal property replacement tax revenue must be first applied to the Municipal Retirement/Social Security Fund to replace tax revenue lost due to the abolition of the corporate personal property tax (30 ILCS 115/12). This provision does not apply to taxes levied for Medicare-Only purposes.
- <sup>14</sup> Only tuition payments made to private facilities. See Functions 4200 or 4400 for estimated public facility disbursements/expenditures.
- <sup>15</sup> Payment towards the retirement of lease/purchase agreements or bonded/other indebtedness (principal only) otherwise reported within the fund - e.g.: alternate revenue bonds. (Describe & Itemize)
- <sup>16</sup> Only abolishment of Working Cash Fund must transfer its funds directly to the Educational Fund upon adoption of a resolution and at the close of the current school Year (see 105 ILCS 5/20-8 for further explanation)  
Only abatement of working cash fund can transfer its funds to any fund in most need of money (see 105 ILCS 5/20-10 for further explanation)

<b>CHECK FOR ERRORS</b>	
<p>This worksheet checks various cells to assure that selected items are in balance.            Out-of-balance conditions are accompanied by an error message.            Errors must be corrected before the budget is finalized and submitted to ISBE.</p>	
Budget Item References	Message
<b>Is Deficit Reduction Plan Required?</b>	<b>Deficit reduction plan is not required.</b>
<b>If required, is Deficit Reduction Plan Completed (Page: DefReductPlan 20-24)?</b>	
<b>1. Cover Page - CASH or ACCRUAL</b>	
Check one type of Accounting Basis used on the Cover sheet.	<b>CASH</b>
<b>2. Budget Summary: Other Sources (Page BudgetSum 2-3 - Acct 7000), must equal Other Uses (BudgetSum 2-3 - Acct. 8000).</b>	
Estimated Beginning Fund Balance July,1 2017 for all Funds (Cells C3 - K3) <b>(Line must have a number or zero. Do not leave blank.)</b>	<b>OK</b>
Transfer Among Funds (Funds 10, 20, 40 - Acct 7130 - Cells C29, D29, F29), must equal (Funds 10, 20 & 40 - Acct 8130 - Cells C52, D52, F52).	<b>OK</b>
Transfer of Interest (Funds 10 thru 90 - Acct 7140 - Cells C30:K30), must equal (Funds 10 thru 60, & 80 - Acct 8140 - Cells C53:H53, J53).	<b>OK</b>
Transfer to Debt Service to Pay Principal on Capital Leases (Fund 30 - Acct 7400 - Cell E39) must equal (Funds 10, 20 & 60 - Acct 8400 Cells C57:H60).	<b>OK</b>
Transfer to Debt Service to Pay Interest on Capital Leases (Fund 30 - Acct 7500 - Cell E40) must equal (Funds 10, 20 & 60 - Acct 8500 - Cells C61:H64).	<b>OK</b>
Transfer to Debt Service Fund to Pay Principal on Revenue Bonds (Fund 30 - Acct 7600 - Cell E41) must equal (Funds 10 & 20 - Acct 8600 - Cells C65:D68).	<b>OK</b>
Transfer to Debt Service to Pay Interest on Revenue Bonds (Fund 30 - Acct 7700 - Cell E42) must equal (Funds 10 & 20 - Acct 8700 - Cells C69:D72).	<b>OK</b>
Transfer to Capital Projects Fund (Fund 60 - Acct 7800 - Cell H43) must equal (Fund 10 & 20, Acct 8800 - Cells C73:D76).	<b>OK</b>
<b>3. Summary of Cash Transactions: Beginning Cash Balance on Hand July 1, 2017, (CashSum 4, All Funds), cannot be negative.</b>	
Educational (Fund 10 - Cell C3)	<b>OK</b>
Operations & Maintenance (Fund 20 - Cell D3)	<b>OK</b>
Debt Service (Fund 30 - Cell E3)	<b>OK</b>
Transportation (Fund 40 - Cell F3)	<b>OK</b>
Municipal Retirement/Social Security (Fund 50 - Cell G3)	<b>OK</b>
Capital Projects (Fund 60 - Cell H3)	<b>OK</b>
Working Cash (Fund 70 - Cell I3)	<b>OK</b>
Tort (Fund 80 - Cell J3)	<b>OK</b>
Fire Prevention & Safety (Fund 90 - Cell K3)	<b>OK</b>
<b>4. Summary of Cash Transactions: Ending Cash Balance on Hand June 30, 2018, (Page CashSum 4 - All Funds), cannot be negative.</b>	
Educational (Fund 10 - Cell C21)	<b>OK</b>
Operations & Maintenance (Fund 20 - Cell D21)	<b>OK</b>
Debt Service (Fund 30 - Cell E21)	<b>OK</b>
Transportation (Fund 40 - F21)	<b>OK</b>
Municipal Retirement/Social Security (Fund 50 - Cell G21)	<b>OK</b>
Capital Projects (Fund 60 - H21)	<b>OK</b>
Working Cash (Fund 70 - Cell I21)	<b>OK</b>
Tort (Fund 80 - Cell J21)	<b>OK</b>
Fire Prevention & Safety (Fund 90 - Cell K21)	<b>OK</b>
<b>5. Summary of Cash Transactions: Other Receipts, (Page CashSum 4), must equal Other Disbursements, (Page CashSum 4).</b>	
Interfund Loans Payable (Funds 10:60, 80, 90 - Acct 411 - Cells C6:H6, J6:K6) must equal Interfund Loans Receivable (Funds 10:20, 40, 70 - Acct 141 - Cells C15:D15, F15, I15).	<b>OK</b>
Interfund Loans Receivable (Funds 10, 20, 40 & 70 - Acct 141 - Cells C7:D7, F7, I7) must equal Interfund Loans Payable (Funds 10:60, 80, 90 - Acct 411 - Cells C16:H16, J16, K16).	<b>OK</b>

*End of Balancing*